

417

DECK THE HALLS
MAKE YOUR HOME A WINTER
WONDERLAND

SHIMMERY LIGHTS
A GUIDE TO GORGEOUS
CHANDELIERS

HOME

**2018
HOMES
OF THE
YEAR**



WINTER 2018 \$3.95



0 74470 23801 0 04

VOLUME 15 ISSUE 4
417HOMEMAG.COM

Land... The Original American Dream

**\$1.7
BILLION
& 490,000
ACRES**
sold in the
last 5 years



WHITETAIL PROPERTIES REAL ESTATE

HUNTING | RANCH | FARM | TIMBER

We are a different kind of real estate company. If you're looking to buy and sell land, we can help. Land is one of the best investments you can make.

(417) 766-5595 | Brian.Utecht@WhitetailProperties.com | WhitetailProperties.com

Missouri's Top Land Specialist in 2014, 2015, 2016 and 2017

BRIAN W. UTECHT Agent
Southwest Missouri



Whitetail Properties Real Estate, LLC | dba Whitetail Properties | In the State of Nebraska DBA Whitetail Trophy Properties Real Estate LLC | Dan Perez, Broker - LIC in IL, IA, KS, KY, MO, NE, OK | Jeff Evans, Broker - LIC in AR, CO, GA, IL, MN, TN, WI | John Boyken, Broker - LIC in IN | Kirk Gilbert, Broker - LIC in OH | Jahnnny Ball, Broker - LIC in AR | Bob Powers, Broker - LIC in TN | Brandon Cropsey, Broker - LIC in MI | Chris Wakefield, Broker - LIC in TN | Sybil Stewart, Broker - LIC in AL, MS, LA | Joey Bellington, Broker - LIC in TX

WE FINANCE AND SERVICE

Our Home Loans

RIGHT HERE AT HOME.*



Central Bank of the Ozarks

YOUR LOCAL HOME LOAN TEAM.

We've always been committed to helping our neighbors by servicing what we sell. We feel it's important to have someone you know taking care of your loan. So, whether you're looking for a new home loan or refinancing, one of our experienced local lenders would be glad to help.



**3333 S. National Avenue
417-881-5100**



EQUAL HOUSING LENDER MEMBER FDIC



L to R: Brandon Blackmann (NMLS# 1458213), Kendal Dingus (NMLS# 1695099), Ryan White (NMLS# 488989), Tatyana Osenniy (NMLS# 1574807), Scott Mitchell (NMLS# 546472), Kevin Casey (NMLS# 1442907)

* All underwriting decisions are made locally and we retain servicing on all conventional loans (mortgage that is not guaranteed or insured by any government agency). Talk to your lender about your specific loan servicing needs.

“

I've worked hard—this is
the home I deserve.”



We completely agree. That's why Pella is passionately committed to bringing you windows and doors that transform your home into the place you've always dreamed of. With Pella, you are free to express yourself with a stunning array of unique and innovative window and door design choices. Then you can just sit back and savor the view. After all, you've earned it.

PELLA WINDOW & DOOR SHOWROOM

**448 WEST BATTLEFIELD
SPRINGFIELD, MO
(866) 774-2046**

Pella.com/417Magazine

© 2017 Pella Corporation



Design.
Build.
Renovate.



Kitchens are for making memories, passing on traditions and creating new ones. And everyone has their own idea for the perfect kitchen. Rock Solid Renovations, a full-service design/build company, will help you transform the kitchen you have into the one you have been dreaming about. We are happy to handle all aspects of residential remodeling, from specialty jobs to ambitious projects. Give us a call, and we'll help you turn your current kitchen into the one you have always wanted.

BuildRockSolid.com • 417-581-8096

Simplicity. Style. Expertise.



OUR PROMISE TO YOU

We simplify the flooring process. Our team offers education and guidance to help you make the best decisions and receive the most value. Come visit our showroom and experience the difference.

Rick & Elisabeth Mouery,
Owners



MOUERY'S

FLOORING

mouerysflooring.com | 417.883.4720 | 2516 W. Battlefield Road | Follow us @mouerysflooring



Holiday Get-togethers Just Got Better.

Whether you're looking for
Doors, Windows, Countertops, Cabinets or Lumber,
our experts can elevate your home
from average to amazing.

Your family gatherings
deserve a better setting.

MARVIN
Windows and Doors
Built around you.



Partner for Building Solutions



Visit our showroom at Hwy 65 & Division
417.866.3551 | SOUTHERNSUPPLY.COM



Pirouette® window shadings

Visit our showroom to see our extensive
display of custom blinds, shades and shutters.
We also offer in-home consultations.

Since 1989
Blinds Plus
shutters + shades

417.881.1821

224 W. Republic Rd. | Springfield, MO
myblindsplus.com

HunterDouglas  **Gallery®**



WISEBUILT
CUSTOM HOMES BY AUSTIN MILLER



Custom homes by Austin Miller

wise-built.com | 417.689.4224



SMART HOME AUTOMATION

A home featuring premium automation from Control4® means more comfort, convenience and security—without a second thought. Control4 solutions make it easy to command all things—lights, security, climate control, home theater, music and more—whether you're at home or on the go. Blinds go up when the sun rises. Text alerts arrive when the kids get home from school. Lights set the perfect mood for your dinner party with one touch. Thermostats set the temperature just right as you head home from work.



Commercial & Residential
417-887-4900



Control4®

A residential community where

STONEBRIDGE

VILLAGE



the grass really is greener



www.stonebridgevillage.com

Located just off Highway 76 in Branson Missouri

417 HOME

417homemag.com

GARY WHITAKER

Publisher | garywhitaker@417mag.com

LOGAN AGUIRRE

President/Associate Publisher | logan@417mag.com

JOAN WHITAKER

Vice President of Finance | joanwhitaker@417mag.com

AMMIE SCOTT

Vice President of Strategy and Senior Account Executive | ascott@417mag.com

MEGAN JOHNSON

Vice President of Operations | mjohnson@417mag.com

Editorial

TESSA COOPER

Editor | tessa@417mag.com

KATIE POLLOCK ESTES

Editorial Director | editor@417mag.com

CLAIRE PORTER

Managing Editor | claire@417mag.com

ROSE MARTHS

Projects Editor | rose@417mag.com

ADRIENNE DONICA

Assistant Editor | adrienne@417mag.com

EVAN GREENBERG

Staff Writer | evan@417mag.com

JENNA DEJONG

Editorial Assistant | jenna@417mag.com

EDITORIAL INTERNS

Jodelyn Belew, Hanna Flanagan

CONTRIBUTING WRITERS & EDITORS

Ettie Berneking, Ana Elliott, Sarah Jenkins, Peyson Shields, Lillian Stone, Sharon Taylor

Art and Design

SARAH PATTON

Art Director | sarah@417mag.com

BRANDON ALMS

Senior Photographer & Designer | brandon@417mag.com

DYLAN LYLE

Editorial Designer | dyle@417mag.com

ALEX WOLKEN

Editorial Designer | awolken@417mag.com

VIVIAN WHEELER

Editorial Art Coordinator | vivian@417mag.com

CALLIE HINDMAN

Senior Style Intern | chindman@417mag.com

DESIGN & STYLE INTERNS

Alexis Lee, Dionna Stevenson

CONTRIBUTING ILLUSTRATORS & PHOTOGRAPHERS

Karen Kristian Beiler, Jenna Dejong, Dan Frisch, Hanna Arzen Photography, Janae Hardy, JK Real Estate Photography LLC, Colby Kern, Mandy Lynne Booher, Steve Percy, Pixel Creative, Starboard & Port, Eleanor Taylor, Home Builders Association

Audience Development

DAYLE DUGGINS

Audience Development Director | dduggins@417mag.com

JULIROSE SULLIVAN

Audience Development Manager | julirose@417mag.com

KRYSTEN MUENCH

Audience Development Art Coordinator | krysten@417mag.com

AUDIENCE DEVELOPMENT INTERNS

Abby Blaes, Corin Cesaric

Marketing

JANELLE HAIK

Marketing Director | janelle@417mag.com

LOGAN SWOPE

Events Coordinator | lswope@417mag.com

KHALEY WATTS

Brand Designer | khaley@417mag.com

MARKETING INTERNS

Abigail Clark, Michael Slamb

Sales and Advertising

JAMI WIGHTMAN

Senior Account Executive | jami@417mag.com

CHELSEA WARREN

Account Executive | chelsea@417mag.com

BRITTNI BYNUM

Client Coordinator Manager | brittni@417mag.com

KATIE WILSON

Client Coordinator | kwilson@417mag.com

CHRISTY HOWELL

Advertising Campaign Coordinator | christy@417mag.com

ELISABETH BEHNKE

Advertising Design Coordinator | elisabeth@417mag.com

LINDA HUYNH

Advertising Designer | linda@417mag.com

LANDRA BUNGE

Finance Coordinator | accounting@417mag.com

BERNADETTE PRY

Administrative Assistant | bernadette@417mag.com

WHITAKER PUBLISHING

2111 S. Eastgate Ave., Springfield, MO 65809 • TEL 417-883-7417 • FAX 417-889-7417





all goodstuff

ANTIQUES & COLLECTIBLES

417.719.4328 | allgoodstuff417.com | 200 E Commercial St. | Springfield



Treasures big
and small.



**Bearden
Carpet**

Flooring Experts
so you don't have to be.

618 N. Stewart Ave.
417.883.7669 • beardencarpet.com



CONTENTS

WINTER 2018 ▾ VOLUME 15 ▾ ISSUE 4



FOR THE AESTHETIC

Although this vapor fireplace doesn't produce heat, it gives off all the cozy feels in this gathering room. See the rest of the house on p. 51.

50

HOMES OF THE YEAR

Creating a custom home isn't an easy venture. So each year, we ask 417-land builders to nominate their best work from the past year, and we honor four winners as a way to celebrate their hard work. We turned to the Northwest Arkansas Home Builders Association to narrow down the contestants based on interior and exterior design and how well they met the client's goals. Peruse the winners to gather inspiration for your own home and get tips for overcoming the challenges of custom home building.

51 \$1 MILLION OR MORE WINNER

56 \$750,000 TO \$1 MILLION WINNER

60 \$500,000 TO \$750,000 WINNER

64 LESS THAN \$500,000 WINNER

on the cover

This custom home by Justin Skiles of Bella Homes is the \$1 Million or More category winner for 2018 Homes of the Year.

Photo by Brandon Alms; Cover photo by Brandon Alms

Start with a chair.
Build a life around it.



OBELISK HOME

214 West Phelps St
Springfield, MO

Tuesday–Friday 10am–7pm
Saturday 10am–5pm

www.obeliskhome.com
417 • 616 • 6488



DP

Celebrating 22 Years

DOUG PITTS CONSTRUCTION | DOUGPITTSCONSTRUCTION.NET | 417.840.5759 | NEW BUILD AND REMODEL

Expert design. Incredible styles.

Let the local experts at Blinds Etc. assist you in selecting the perfect window treatments for your home. They will work with you to find the product that best works with the architecture of your windows, the style of your rooms and, most importantly, your budget.

Give them a call today or stop by their showroom and see the incredible difference that Blinds Etc. can make for your home.

1446 E. REPUBLIC RD., SPRINGFIELD
417.883.4499 | blindsetc-spf.com

BLINDS ETC.



CONTENTS

WINTER 2018 ▾ VOLUME 15 ▾ ISSUE 4

22

22 **SHOP IT**

Diverge from traditional red and green Christmas colors with blue ornaments from Ms. Gilmore's Vintage Suitcase & Tea Room.

23 **SEASONAL**

Are you feeling extra ambitious and a bit like Clark Griswold? We've rounded up a list of where to cut your own Christmas tree.

24 **DESIGN EYE**

We talked to Colby Kern, lead visual merchandiser at Obelisk Home, to learn where he looks for inspiration.

42 **SPACE**

Step inside Missy Wade's winter wonderland to get in the festive spirit for decorating your own home.

46 **STUDIO TOUR**

Pull ideas from the A Beautiful Mess and A Color Story app's creative studio.

48 **NECESSITIES**

Add some Christmas cheer to your front door this holiday season with a wreath from one of our favorite local shops.

80 **RECIPE**

Snow days call for a filling breakfast. Warm up with these refined Southern comfort food recipes.

86 **ESSAY**

Sarah Jenkins gives an honest and humorous take on tidying up her home using the KonMari method.



80

42



23



417 Home (ISSN # 1939-5337) is published quarterly by Whitaker Publishing, LLC, 2111 S. Eastgate Ave., Springfield, MO 65809-2146 © Whitaker Publishing, LLC. Editorial, advertising and business offices: ph: 417-883-7417; fax: 417-889-7417; web: 417home-mag.com. All rights reserved. Reproduction or use, without written permission, of editorial or printed content in any manner is prohibited. The magazine accepts no responsibility for unsolicited manuscripts, artwork or cartoons. SUBSCRIPTION RATES: \$27. Cover price: \$3.95. Back issues, if available: \$6, plus \$8 postage and handling. No back issue orders or subscriptions outside the United States. The Volume and Issue numbers appear on the front cover of the magazine. POSTMASTER: Send address changes to 417 Home, 2111 S. Eastgate Ave., Springfield, MO 65809-2146. Periodical postage paid in Springfield, Mo. and additional mailing offices. Printed in the United States of America.



CORRECTIONS

In "Historic Homes," the 2018 Fall 417 Home cover story, we incorrectly listed the Barks family name as Bark. We also misidentified their neighborhood as Pickwick rather than Rountree. In addition, we wrote that the midcentury modern home, "wasn't equipped for central air," which should have read "wasn't well-equipped for central air." We regret these errors.

Contact Us

Do you have a note for us? We want to hear your praises, your complaints and everything in between! Get in touch with us using the handy information below.

email

tessa@417mag.com

mail

Tessa Cooper/417 Home
2111 S. Eastgate Ave.
Springfield, MO 65809

online

Visit 417homemag.com, click on "Contact Us" and follow the link to submit a letter to the editor.

Photo by Brandon Alms

Midwest Rug

FLOOR COVERING CENTER
SINCE 1947

MAKE YOUR
WINTER DREAMS
COME TRUE

417.869.3030

WITH A NEW **SEASON**
COMES NEW **POSSIBILITIES**

midwestrug.com | 911 W. Sunshine St. | Springfield, MO

417homemag.com

A Season for Entertaining

Colder days are upon us, and that means plenty of quality time spent indoors—hopefully next to a warm fire! It's a season that offers you an opportunity to reconnect with loved ones. Whether you prefer a small, intimate gathering or enjoy throwing a party for the entire block, winter is the time to fill your home with cheery faces. Visit 417homemag.com/entertaining for inspiration on how to impress your guests, no matter how many you are planning to host.

Call for entries: 417 Home Design Awards

It's time once again to find the best of the best for our annual interior design awards. Last year, we revamped our contest to include some new categories, including most creative use of materials in a kitchen and best use of color in a single room. We loved what our local interior designers had to show us, and we can't wait to see what everyone has been up to this year! We'll showcase the winners in our Summer 2019 issue of *417 Home*. To enter your best designs, visit 417homemag.com/designawards.



Insider Info



TABLE TALK

All the news that's fit to eat, every Tuesday



RIGHT AT HOME

Tips on home improvement, décor and more



SHOP TALK

Hot style news and sales alerts from 417-land shops



DATEBOOK

The week ahead's hot events, delivered every Thursday

Photo by Brandon Alms

EDGE SUPPLY EST. 1946

DELTA
see what Delta can do

INNOVATIVE, ELEGANT & PRACTICAL PLUMBING IDEAS

5665 S. Campbell | 417.889.7082 • 1920 E. Trafficway | 417.862.7082 • edgesupply.com



**Ninepoints
Weatherproofing**

LEAVE IT TO THE PROFESSIONALS.

Top-Quality Roofing. Unparalleled Craftsmanship.

Beautiful homes need beautiful roofs. Whether you're building a brand new home or are due for a repair or replacement of your existing roof, the professionals at Ninepoints Weatherproofing have you—and your home—covered.

Call today for a free inspection and estimate.



RESIDENTIAL ROOFING • ARCHITECTURAL ACCESSORIES • COMMERCIAL ROOFING
OZARK, MO • 417.414.1447 • NINEPOINTSWEATHERPROOFING.CO

CURATED

MOOD BOARD **VP. 20** GOING GREEN **VP. 22** DESIGN EYE **VP. 24** DATEBOOK **VP. 26** PUBLIC SPACE **VP. 28**

24

HOUSE OF GLASS

Obelisk Home's Colby Kern has fully embraced one of the season's hottest trends: glass, and he's sharing his decorating tips with you.

MOOD BOARD



WHIMSICAL WOODS

This winter, we're drawing inspiration from one of the stars of the season: the evergreen tree.

WRITTEN AND STYLED BY TESSA COOPER

When winter decorates the Ozarks with pale shades of gray, we look to evergreen trees for inspiration and subtle pops of color. These trees come in luxurious shades and hues of green that never seem to clash with one another. In this region, these trees keep us company in their full splendor year-round, reminding us that there's still life in nature. Next time you see a pine, spruce or cedar tree, we invite you to soak in its beauty for a moment.

Bringing evergreens indoors isn't just for Christmas. You can draw inspiration from a winter forest to add new life to your home. Deep shades of green, light shades of turquoise and warm hues of brown create a rich and calming color palette. Add a few statement pieces of gold to mimic the golden hour in the forest, and you'll have a sophisticated and timeless room. Don't forget to light a pine candle or some cedar incense for some added ambiance. We've rounded up a few of our favorite resources to capture the look. ❖



← Verçade Wall Fashion in Black Forest Oak, \$5.99 per square foot at Mouery's Flooring

↓ Baroque Cracked Capri tile, \$16 per square foot at Missouri Tile





↑ Baroque Petals Capri, \$43.76 per sheet,
Unique Tile

Try It

BAG LADY BOUTIQUE

1111 E. Republic Road,
Springfield
417-882-4438

ELLECOR DESIGN & GIFTS

2144 E. Republic Road, Suite
A100, Springfield
417-720-2602

THE MARKET

628 S. Glenstone Ave.,
Springfield
417-889-1145

MISSOURI TILE

2418 Battlefield Road,
Springfield
417-889-8453

MOUERY'S FLOORING

2516 Battlefield Road,
Springfield
417-883-4720

SHERWIN-WILLIAMS

3027 S. Kimbrough Ave.,
Springfield
417-882-6429

UNIQUE TILE

1364 Kelly Ave.,
Nixa
417-725-5515

We know you don't like surprises.

We don't like them either. We're here to make sure that you don't get surprised with the worst after purchasing a home. Our inspections are done right...Guaranteed!



A-Pro Home Inspection Services

(417) 894-1782 | APRO-MO.COM | APRO@APRO-MO.COM

Full home inspections, Termite inspections, Radon testing, Mold inspections and testing, Well inspections, Water quality testing, Septic inspections, Septic inspection prep excavation, Meth screening, Lead based paint screening and testing.



'TIS THE SEASON
Try your hand at wreath making with Ozark Mtn. Flower Truck this December.

Class ACT

Want to deck your door with a unique holiday wreath? Join Ozark Mtn Flower Truck for a wreath workshop.

WRITTEN BY TESSA COOPER

Remember those beautiful DIY dried flower wreaths in our fall issue? Cassie Hartman, owner of Ozark Mtn

Flower Truck, is lending her creative talents once again with her Holiday Wreath Workshop, happening this month. Join her as she shows you the ins and outs of wreath making as you enjoy hot chocolate and listen to some holiday tunes. Tickets cost \$85, and you'll get to take home your 18-inch fresh wintergreen wreath. Reserve a spot for you and a friend at ozarkmtnflowertruck.com.

Try It

December 8, 1–4 p.m.
Culture Flock, 3939 S. Lone Pine Ave., Suite 102, Springfield

SHOP IT

Find out-of-the-ordinary ornaments at Ms. Gilmore's Vintage Suitcase & Tea Room

WRITTEN BY TESSA COOPER

→ If you're looking for unique ornaments to give your tree a new look this year, stop by Ms. Gilmore's Vintage Suitcase & Tea Room. Her whimsical displays will be sure to spark inspiration as you transform your own home into a cozy Christmas retreat. Shop owner Robin Gilmore recommends hanging this blue porcelain ornament on your tree and pairing it with vintage china-like teacups and saucers hanging on plate stands.

BUY IT

Porcelain Ornament, \$10.99 each at Ms. Gilmore's Vintage Suitcase & Tea Room, 211 E. Commercial St., Springfield



Lather UP

Stock up on organic soaps that are customizable with essential oils at SOAP Refill Station.

WRITTEN BY LILLIAN STONE

Last summer, Adam McKay and Anne Dezort opened **SOAP Refill Station**, where they offer a variety of high-quality natural soaps, household products and personal care. The best

part? Each product is sold without packaging, allowing shoppers to refill their own containers and reduce their footprint.

Most items are made with certified organic ingredients, and many products are cruelty-free and vegan. And they can be customized by adding things like stain removers for laundry soap or clay for face washes.

Guests can belly up to the oil bar to choose from dozens of essential oils and specialty skin-care oils—all available for under 12 dollars per ounce. Also available are custom-blended scents

and body care products. Those blends make great gifts: Just create a custom scent for your loved one and throw together a one-of-a-kind basket with goodies like face masks, roll-on perfume and body lotions.

Find It

SOAP REFILL STATION

210 S. Campbell Ave.,
Springfield

getmosoap.com

Open Mon.–Wed. 10 a.m.–6 p.m., Thu. noon–8 p.m., Fri.–Sat. 10 a.m.–6 p.m.



O' CHRISTMAS TREE

Make your home feel festive (and smell like pine!) this year, and cut your own tree at one of 417-land's Christmas tree farms.

WRITTEN BY KATIE POLLOCK ESTES

Cutting down your own Christmas tree isn't for everyone (just ask Clark Griswold), but 417-landers who love filling their home with the smell of fresh pine and using a little elbow grease to earn it can make visiting the region's Christmas tree farms a new holiday tradition that the whole family will enjoy.

BRIDGESTONE CHRISTMAS TREE FARM

9581 County Lane 251, Webb City,
417-529-8508, bridgestonefarm.com

Types of Trees to Cut: Scotch and Austrian pines

OZARK VALLEY CHRISTMAS TREE FARM

1090 Manning Road, Southwest City,
417-762-2276, ozarkvalleychristmas.com

Types of Trees to Cut: Scotch pine

COLE'S TREE FARM

23100 Highway 00, Lebanon, 417-588-3008
Types of Trees to Cut: Scotch, Virginia and white pines

WONDERLAND TREE FARM

14821 Miser Road, Pea Ridge, Arkansas,
479-212-2964, wonderlandtreefarm.xyz
Types of Trees to Cut: Virginia and Scotch pines and Leyland cypress



RHOADS

DESIGN & CONSTRUCTION

YOUR HOME... HANDCRAFTED.

RENOVATION | DESIGN + BUILD | NEW CONSTRUCTION



CONGRATULATIONS AND THANK YOU TO OUR
CLIENTS AND ALL OF THE CRAFTSMEN THAT CAME
TOGETHER TO MAKE THESE PROJECTS A SUCCESS!



rhoadscompany.com | 417.889.6000 | Springfield

HOW CAN WE
BRIGHTEN
YOUR DAY?

Ancient Light Source...

SAVE 30%
FEDERAL TAX
CREDIT

...Today's Technology

See our Daylighting at
**WONDERS
OF WILDLIFE**

The LightSmith

SOLATUBE Premier Dealer
Innovation in Daylighting™

TODD & ALI SMITH
417-866-1849
thelightsmith.net



GLASS ACT
Glass furniture and decor is having a moment—just ask Obelisk Home's Colby Kern.



Colby Kern is the lead visual merchandiser at Obelisk Home and a freelance photographer. His personal Instagram is @heycolbykern.

HEY, COLBY KERN!

This local designer focuses on an upscale, uninhibited style on Instagram and at home.

WRITTEN BY ANA ELLIOTT

Colby Kern's design career started unexpectedly: He walked into Obelisk Home one day and left with a job offer. It didn't take long for Obelisk founders J. Kent Martin and Nathan Taylor to appreciate Kern's keen eye; now, four years later, his current role is lead visual merchandiser. Kern brings a skill set to Obelisk that's reflected in his own abode: a calculated understanding of space, texture and shape. The designer packs a collection in his home that many wouldn't be able to pull off. His Instagram reflects a modern, urban lifestyle with a monochromatic, avant-garde feel. Followers see a glimpse of the IRL Kern—classic and composed with a playful side that can't be ignored. Kern isn't much of a trend follower, and his originality is part of his appeal. However, the one item he's into that's "having a moment" is glass. "I just bought a glass dining table, and while glass is trending, there's a classic element to this table," Kern says. Whether incorporating a glass-topped coffee table into a living room or more affordable glass accessories, Kern says the possibilities are open and endless with this material. ❖



Follow

@ryankorban

Known for Insta-worthy interiors and an "urban cool" style, Ryan Korban is an interior designer in New York City. Korban's style focuses on modern, luxe spaces with a collected feel. His work includes jaw-dropping details from elaborate crown molding to oversized art. Think veined white marble, a penchant for gray scale and the occasional pop of peonies.



Read It

Colby Kern pulls inspiration from a blog all about creating great style at home.

1

It's Achievable

Apartment Therapy features house tours focusing on a variety of sizes and every style imaginable. "I would rather see what 'real' people are doing than flawless magazine photos or things that are a little out of reach," Kern says.

2

An Affinity for Vignettes

Kern's favorite things to style are vignettes, which is a skill he uses at work that carries over to home. Many of the homes featured on Apartment Therapy make use of this design strategy. "I love seeing and relating to how people create little stories through found objects," Kern says.

3

A Collected Look

The advice Kern comes back to again and again is to tell a story through your home, which is why he loves seeing what inspires others. In Kern's opinion, this is best accomplished by mixing old and new and investing in pieces that will last.

Photo courtesy ApartmentTherapy.com



Call Us!

417.633.3188



EricaLeaDesignStudios.com

DATEBOOK

Want to go to some fun events this winter?

Try these! **WRITTEN BY JODELYN BELEW**

DECEMBER
15-16



DECEMBER
07

Stroll through Downtown Springfield to hunt for new art to adorn your walls at this month's **Friday Friday Art Walk**. Expect to see live music, art demonstrations, the work of talented local artists and tons of fun. You can find a printable map of participating locations at ffaw.org.

Cross names off your Christmas list at the **Holiday Market at the Co-Op Venue**. Shop for handmade gifts from 20 local vendors. Visit facebook.com/thecoopvenue for more info.

Learn how to cook some of the hardest Christmas goodies like panettone and Danish klejner cookies at **KatieMade's Holiday Baking Traditions** class. Sign up to show your excitement for the holiday season. Each class takes place at B+B Boulangerie. Visit katiemadeit.com for additional info.



FEBRUARY
16

JANUARY
23-26

Make a unique fused-glass jewelry dish for your nightstand or vanity at **Creative Escape Glass LLC**. However, the class instructors also encourage you to let your imagination run wild and make something else of your choosing. For details, visit creativeescapeglass.com/calendar.

Remodel impending? Wanting to tackle some home projects in the new year? Meet vendors at the **2019 HBA Home Show** to kick-start your project. Not only are there vendors from hundreds of local businesses, but there are also live presentations from different groups so that you can learn more. For additional information, visit hbahomeshows.com.



JANUARY
23-26

FEBRUARY

01 Do you start longing for the bright colors of spring in late winter? **Decorate your home for Valentine's Day** and add a splash of pink and red florals to your home. Create a garland using old-fashioned heart doilies, and add vases full of roses around your home.

16 If you want to find out which birds are flitting around your neighborhood, be sure to check out **Beyond the Bird Feeders** hosted by the Greater Ozarks Audubon Society. Learn how to identify different species of birds and discover feeding techniques from members of the Greater Ozarks Audubon Society. For more info, head to greaterozarksaudubon.org/events.

22-24 Need to prepare your garden for spring? Get all the supplies you need—including seeds, trees, fences, lawn equipment and much more—at the **Lawn & Garden Show** at the Ozark Empire Fairgrounds & Event Center. Go online to ozarkempirefair.com for more information.

Imagine more room in your home, a more organized space...

IF YOU CAN DREAM IT,

**ROBB'S CAN
BUILD IT**



**ROBB'S
Portable
Buildings**



**CUSTOM-DESIGNED & LOCALLY CONSTRUCTED STORAGE BUILDINGS, GARDEN SHEDS,
WORKSHOPS, HOME OFFICES, POOL HOUSES & SO MUCH MORE!**

417.753.3670  RobbsBuildings.com

LET OUR EXPERTS MAKE
YOUR IDEAS
COME TO LIFE.

For a listing of local, qualified, residential & commercial
Interior Designers, Decorators and Industry Partners,
visit us at springfielddesignassociation.org.

SPRINGFIELD DESIGN ASSOCIATION

An Environmental ESCAPE

In 2014, Barb and Joel Hirsh the couple hired Ryan Painter of Master's Plan Construction to create their ideal energy-efficient, lakeside home.

WRITTEN BY ADRIENNE DONICA

PHOTOGRAPHED BY BRANDON ALMS

With four outdoor areas, a three-car garage, large windows and its lake-themed mudroom, Barb and Joel Hirsh's home is similar to many lakeside properties, granted it probably has more handmade art (that's mostly Barb's doing). The Kimberling City house is spacious and bright and feels homey. What you don't see among the tasteful decor and views of the woods and Table Rock Lake beyond are the many energy-saving mechanisms—such as the geothermal HVAC, zip, insulation and caulking systems—used to build this Energy Star-certified home.

"We started vacationing here in '77, and we bought this lot 23 years ago," Barb says. "We just wanted to be on the lake. We love the lake." For many years, the couple came down from their home in the Chicago suburbs with their two children, Becky and Brian—Brian died of cancer in 2012. They weren't convinced they would build on the lot and, after retiring, went looking for homes on the market. They didn't find anything to meet their needs, so they decided to make use of the land.

There were several reasons they wanted to pursue an Energy Star-certified home. "The first reason was because of my son," Barb says. Brian loved nature and wanted his parents to build a home that would conserve energy and respect the earth and its resources. The Hirshes followed

through on Brian's request to honor his passion following his death.


In addition to keeping their son's wishes alive, they saw the appeal in the cost savings that would come along with living green. "We're on a fixed income, and we didn't want to worry about energy costs skyrocketing," she says.

They worked with Ryan Painter, owner of Master's Plan Construction, to create their perfect retreat: a space with lots of natural light, several outdoor areas, room to host overnight guests and a floor plan that placed their kitchen, great room and master bedroom with views of the lake. The project was Painter's first foray into Energy Star homebuilding, something he was eager to learn about. Soon, he knew all about the Home Energy Rating System (HERS) Index and the components of building an energy-efficient home. "This house actually has a HERS rating of 38, so it's 62 percent more efficient than if you built the exact same floor plan conventionally versus the way we did it with the Energy Star strategy," Painter says. In the heat of summer, the Hirshes' utility bill clocks in at around \$150—a minimal amount for the 5,600-square-foot home.

Construction was mostly finished in early 2015, and Barb and Joel moved in on a part-time basis while working to sell their home back in the Chicago area. The couple officially relocated to 417-land in April 2016. Since then, they have been enjoying life at the lake with warm weather, water sports and plenty of sunset views. ❖

BACKYARD RETREAT→

The Hirshes love Missouri's warm weather and planned their home accordingly. There are four outdoor areas for them to enjoy.





↑ DREAMY KITCHEN

The couple wanted a bright, white kitchen that faced the lake. Large windows and lightly colored decor keep the space feeling airy.

← CREATIVE BACKSPLASH

Many elements in the kitchen are custom, including the backsplash. Barb designed and handmade the 500 tiles that were used to create it. She spends as much time as she can in her studio with a kiln on the home's lower level, where she makes a variety of ceramic art.

**CLASSIC
WOOD
FLOORS**
Quality By Nature

Timeless Elegance

We provide all the products needed for a beautiful wood floor, along with expertise from a knowledgeable staff and recommendations for local skilled craftsmen and installers.

ClassicWoodFloors.com • 417.882.7666 • 523 W. Plainview Rd.

WE'LL BRING THE BLINDS
right to your door.

Now offering
CLEANING!

BLOOMIN' BLINDS

BLINDS | SHADES | SHUTTERS
SALES | INSTALLATION | ONSITE REPAIR | CLEANING
417.443.0119 | bloominblinds.com/springfield

Contact us today
for your **FREE**
in-home or office estimate!

THE
Galleria
KITCHEN & BATH SHOWPLACE

AT HARRY COOPER SUPPLY

STAY
COZY



THE GALLERIA

610 N. SHERMAN PKWY
SPRINGFIELD, MO

417.865.3777

THEGALLERIASHOWROOM.COM





RELAX IN THE LIVING ROOM

Even the wood-burning fireplace in the living room is Energy Star-certified. It can completely seal to prevent air leaks and helps heat the home's lower level. These measures keep the Hirshes' home efficient and their energy costs down, despite having lots of large windows throughout the house and a kiln on the lower level.

← COZY SCREENED-IN PORCH

This space actually started as a deck but was later converted to a screened-in porch. The tile floor, which Barb requested and wouldn't hold up well on top of a wooden foundation, called for some creative engineering from builder Ryan Painter and his team.

Go Green

Make your home more energy-efficient with these local resources.

FOR APPLIANCES

Metro Appliances and More

Springfield, 417-833-1113,
metroappliancesandmore.com

FOR HVAC SYSTEMS

Signature Home Comfort Heating & Air

Springfield, 417-862-3410,
signaturehomecomfort.com

FOR THE WHOLE SHEBANG

Master's Plan Construction

Lampe, 417-332-7292, mpc417.com

FOR AN AUDIT, REBATES AND MORE

City Utilities of Springfield

cityutilities.net/save



SS&B

HEATING & COOLING

Home of Comfort and Quality Since 1969

Call us today! 417.866.0990 | ssbhc.com

SS&B is proud to be featured in homes of
John Marion Custom Homes

WHAT IF...
you weren't busy cleaning?

◆ ◆ ◆
MORE TIME TO
SAVOR THE HOT COCOA
◆ ◆ ◆



PROFESSIONAL CLEANING SERVICES
CHAMPCLEAN.COM | 417.862.4414

This winter, let Champion Cleaning handle the dirty work, while you take more time to enjoy the things you love with the people you love. Savor the moments that will lift you up. Enjoy every minute, and **leave the cleaning to Champion.**

RESIDENTIAL

Pros to Know





Left to Right: Rick Ferretti, Rob Edwards, Teresa Hamilton, Mike McCoy, Judy Evans, Faith Gossett, Larry Starky, Trustin Radford, Dan Priester, Chastity Adams

MIDWEST RUG

For the past 71 years, Midwest Rug and Linoleum Co. has been 417-land's go to, one-stop shop for residential floors. Rugs and carpets are not all Midwest Rug does, but also high-quality wood, tile, vinyl, laminate, natural stone floors and the supplies necessary to get the job done.

Owner Ron Edwards, along with the rest of the Midwest Rug team, have a fantastic longstanding relationship with customers in the area. The company is locally owned and has a staff with more than a lifetime of combined professional experience in the field. At Midwest Rug, clients receive expert advice from a courteous group of professionals that always offer reliable service.

Midwest Rug has a wide selection of flooring and pricing in each category to fit the needs of all customers. The well-known company sells everything a client could want in flooring

from the world's leading flooring manufacturers. Flooring products include: Anderson Hardwood Floors, Oriental Weavers Rugs, Caress Carpet by Shaw, Armstrong Sheet Vinyl Floors, Mannington Laminate Flooring and InterCeramic USA Stone, just to name a few!

Even though Midwest Rug's product line is extensive, a staff trained with a down-to-earth attitude makes floor selection understandable and easy to do. Let Midwest Rug assist in choosing the right floor for the perfect home.

CONTACT

911 W. SUNSHINE ST.
SPRINGFIELD, MO 65807
417-869-3030
MIDWESTRUG.COM





Austin Miller, Owner

WISEBUILT

When a home is constructed by Wise Built Custom Homes, homeowners work with the contractor to build a forever home that fits their needs and desires.

A custom home is not only about the sleek look, but also about the functionality and universal design. When a client chooses their design, Wise Built consults with them about long term accessibility, so the home a client has built now, will truly last all their lives.

Wise Built has been in business for five years, but the experience of the staff goes above and beyond that. Owner Austin Miller, an Ozarks native, graduated with a bachelor's degree in construction management, and soon after, built his own home. Miller continued his work for a commercial construction company as a project engineer and helped lead the company to complete numerous successful projects. Since Wise

Built's founding, the company has completed historical renovations, modern farmhouse style projects, lake houses and more.

When a future homeowner works with Wise Built Custom Homes, they get a reliable construction company that breaks the mold on contractor and homeowner communication. Using technology, the owner is always in the know of the progress of the project from beginning to end. Make your home a point of difference, choose Wise Built Custom Homes.

CONTACT

2345 HWY 265
BRANSON, MO
417-699-0630
BRATTONHOUSE.COM



2019

417 HOME DESIGN AWARDS

Featuring the best in interior design



ENTER NOW!

The *417 Home* Design Awards is a juried competition established to recognize design projects based in 417-land that specialize in interior design.

Projects must be completed prior to submission and cannot have appeared previously in any other publication.

Winners are featured in
417 Home Summer 2019.

ENTRY DEADLINE | JANUARY 31, 2019

For more information and for the entry form, visit

**417HOMEMAG
.COM/DESIGNAWARDS**



**EXTEND AND ENHANCE
YOUR LIVING SPACE...**



GarageExperts®

Flooring • Cabinets • Storage

417.319.7070 | GarageExperts.com

- BASEMENT
- STORAGE ROOM
- GARAGE
- PATIO & MORE

417

HOME +



LIKE US NOW!

[FACEBOOK.COM/417HOME](https://facebook.com/417HOME)



EVERYTHING FROM 417 HOME, AND MORE!



Our business is built on the tradition of using beautiful, high quality materials, expert craftsmanship and time-tested cabinet building practices.



SPECIALIST IN CLOSET DESIGN • CUSTOM HOMES • REMODELS • KITCHEN • BATH

4123 N. STATE HWY H. SPRINGFIELD | 417-725-3400 | CABINETCONCEPTSBYDESIGN.COM | SIMPLYORGANIZEDBYDESIGN.COM

HANDBOOK

INSIDER **VP.40** AT HOME **VP.41** HOW TO **VP.44** STUDIO TOUR **VP.46** ROOM INSPIRED **VP.48**

42

DRAPE AND DAZZLE

With a few DIY touches, Missy Wade puts a personal spin on Christmas in her Rountree home. Peek into her space.

Photo by Brandon Alms

SIMPLE JOYS

Springfieldian Mandy Lynne Booher's Instagram is a perfect follow for anybody who loves to embrace the simple beauty in everyday moments at home. Check her out @mandylynne_ to follow her.

WRITTEN BY KATIE POLLOCK ESTES



TAG US!

Is your Instagram full of local style inspo? Tag @417mag on Instagram to be featured—and don't forget to follow us too! You can also email tessa@417mag.com and share your favorite local Instagram feeds.

1

Follow for the Nostalgia

Mandy Lynne Booher says she's drawn to a dreamy, vintage style in her professional work with photography studio Mandy Lynne Imagerie. This picture feels like childhood and Christmas rolled into one, with the striking nostalgic contrast of red mittens on the white snow.

2

Follow for the Sweet Moments

Life with kids can be messy and chaotic, but Mandy Lynne, who has three kids ages 3 to 18, manages to distill it down to moments like this one. She shares an endearing scene that captures the simple joys of family life at home.

3

Follow for the Everyday Beauty

Everyday moments and simple rituals like baking cookies are shown in compositions that make them look as beautiful as they are attainable. No flour mess here! And there is the perfect touch of holiday color with that little bowl of cranberries.

Photos by Mandy Lynne Booher



WHAT'S ON YOUR NIGHTSTAND?

Allison Schwartz, a Springfield-based holistic health coach who works with women to establish lifelong wellness goals, shares her three favorite things that she keeps on her nightstand.

WRITTEN BY KATIE POLLOCK ESTES

1

Something to Read

Schwartz is always reading, and her favorite books are usually nonfiction. She just finished *The Archetype Diet: Reclaim Your Self-Worth and Change the Shape of Your Body* by Dana James. "It was a new perspective that opened my mind to dieting and self-care," she says.

2

Something to Care For

A baby fiddle leaf fig tree from Schaffitzel's Flowers lives bedside. "I love having a natural element in my home," Schwartz says. She likes how plants recycle and cleanse the air, especially when they are placed in the bedroom, doing all that work while she sleeps.


3

Something to Enjoy


Schwartz found her favorite lavender-scented Acure lotion locally at MaMa Jean's Natural Market. "It's a natural brand that doesn't have any synthetic additives to it, and that's really important to me," Schwartz says. The lavender scent is perfect for pre-bedtime too.



Photos by Tessa Cooper, Karen Kristian Beiler



NEVER SEAL YOUR WOOD OR CONCRETE AGAIN



BEFORE

AFTER

People say we make sealing wood and concrete look easy. With the right equipment, highly effective products and hardworking employees, we at PermaSeal get jobs done on time and within your budget. We strive for excellence in every service we provide.

(844) 481-6862 | PERMASEALUSA.COM

A FOND FAREWELL

Missy Wade and her family moved to the south side of Springfield, so last year they decorated their Rountree bungalow to the nines as a way of saying goodbye.



CHRISTMAS KITSCH

Missy Wade's holiday decorations are a testament to her flawlessly quirky personal style.

WRITTEN BY LILLIAN STONE | PHOTOGRAPHED BY BRANDON ALMS

Missy Wade, a mother of five, wields impressive DIY skills and an eye for vintage kitch—superpowers she uses to give her little ones the kind of magical Christmas memories she grew up with. That was especially important in 2017, which marked Wade's last Christmas in her 1926 Rountree bungalow prior to moving her family to Springfield's south side.

Wade's vintage flair is especially apparent during the holiday season. Take, for example, the colorful glass ornaments that adorn Wade's tree. They were inherited from her grandmother, the source of many of Wade's fond holiday memories. "When I put the ornaments up every year, I can remember her sitting on the couch while I decorated as a kid," Wade says.

Wade's handmade holiday garlands were inspired by Will Ferrell's 2003 film *Elf*—specifically, the scene in which Buddy the Elf transforms his family's New York City apartment into a winter wonderland. Now, Wade enlists her children to help make new garlands every year, combining them with store-bought garlands to give her home a magical feel.

CHRISTMAS CAPTAIN

Missy Wade's classic, understated style is punctuated with a few kitschy pieces—like vintage glass ornaments that Wade inherited from her grandmother. These festive touches lent themselves especially well to Wade's 1926 Rountree home.



Although Wade has left the Rountree neighborhood, she continues to be inspired by her friends and former neighbors. “I’m surrounded by very talented, artistic and inspiring people,” Wade says. Now, she’s looking forward to injecting Springfield’s south side with her creative spirit—one handmade snowflake at a time. ❖

TIS THE SEASON

Wade tends to leave certain decorations up throughout the winter to maintain her home’s festive feel, putting away Christmas-specific items while leaving the wintry decorations up until mid-February.



↑ **WINTER WONDERLAND**
Every year, Wade enlists her five children to help her make these handmade garlands. She does occasionally let her perfectionism shine through—not all of the snowflakes make the cut.



Outdoor Living at its **FINEST**



Designed & Created **FOR YOU**



Now that's what **YOU WANT**

CONCRETEENHANCE.COM

417.830.2060

HOW TO

LIGHT UP **YOUR LIFE**

On the hunt for the perfect lighting for your home? We found four gorgeous options from local shops, and we share tips for caring for your beloved chandeliers.

WRITTEN BY SHARON TAYLOR



Hudson Valley Lighting
Liberty chandelier, \$3,150 at
Obelisk Home



Craftmade brass
chandelier, \$3,348 at
Metro Appliances &
More



CWI Lighting fringe
chandelier, \$2,563 at
Light House Gallery



Arteriors white starburst
chandelier, \$2,600 at
5908 Home Furnishings



Bright Ideas

Do you have an antique light fixture or two sitting in a corner of your basement? Sharon Taylor offers advice on what to do with those timeless beauties.

1

Where can I get replacement crystals?

Lowe's Home Improvement now carries silver, gold-tipped, Edison and crystal-cut.

2

Where do you have light fixtures and chandeliers restored or rehung?

I always go with Randy Davis; his business is located in Relics Antique Mall. He repairs, restores, adds chain link and will often have replacement pieces such as ceiling caps and chain links. I love that he buys, sells and sometimes even trades so that if I ever get tired of a piece, I have options. His showroom is chock full. You can reach him at 417-459-3466.

3

How do you recommend highlighting chandeliers?

Ceiling medallions are like cake toppers. I like to paint them in an offset color from the ceiling. It really makes the piece stand out in an artful and dramatic way.



We are proud to be an authorized independent partner with

Woodhouse
THE TIMBER FRAME COMPANY™

TIMBER FRAME HOMES, TIMBER TRUSSES & TIMBER BEAMS



Made in Rogersville, Missouri, USA
walstontimberframe.com | 417.522.9000
f @WalstonTimberFrame



CHECKMATE

Like everything the A Beautiful Mess team comes up with, the office chess set is far from traditional. Emma Chapman originally bought the colorful set as a photo prop. "That sounds silly," she says, "but you can use it to cast light and colors."

A CREATIVE ESCAPE

With a little creativity and personal style, this two-room studio serves as an office space and creative escape for the team of A Beautiful Mess and the A Color Story app.

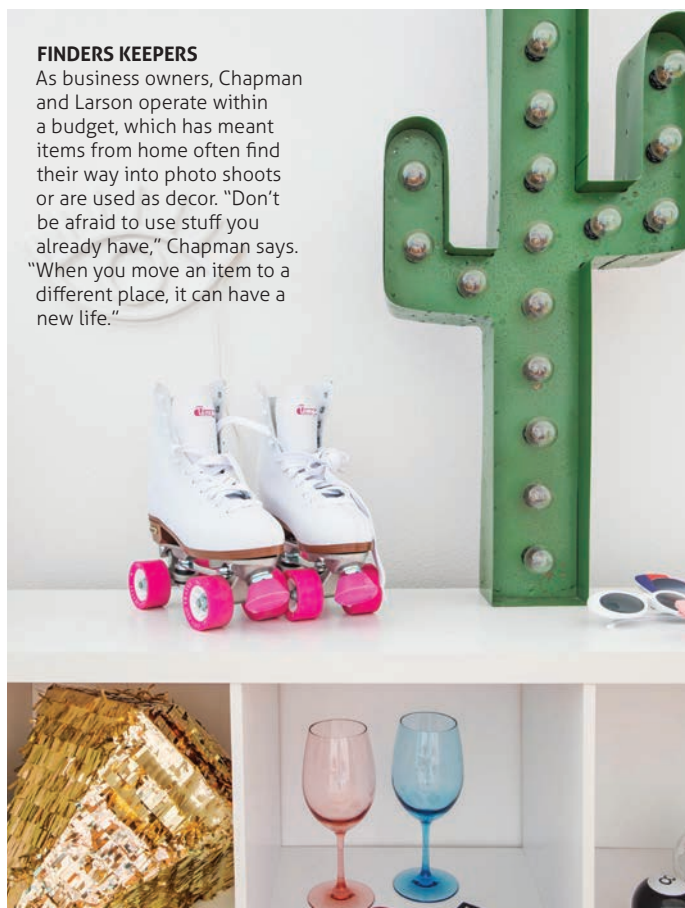
WRITTEN BY ETTIE BERNEKING

PHOTOGRAPHED BY JANA E HARDY

Before Elsie Larson and Emma Chapman's blog, A Beautiful Mess, became a national sensation, the sisters ran the lifestyle and DIY blog here in Springfield. Today, A Beautiful Mess has more than 600,000 Instagram followers. The sisters have published three books; they run the online shopping site Oui Fresh, highlighting the sisters' favorite non-toxic and wellness-centric products; and in January 2016 they launched the best-selling photo editing app A Color Story. At the heart of it all is the A Beautiful Mess and A Color Story studio located above Golden Girl Rum Club in downtown Springfield. It doubles as an office space, meeting room and photo studio. But most importantly, it's a blank canvas that gives the team a home base to flex their creative muscle. ❖

FINDERS KEEPERS

As business owners, Chapman and Larson operate within a budget, which has meant items from home often find their way into photo shoots or are used as decor. "Don't be afraid to use stuff you already have," Chapman says. "When you move an item to a different place, it can have a new life."




CLEAN LIVING

Before the space was turned into their office, the A Beautiful Mess studio was a two-room loft. The sisters left the walls a bright white so they could use the space for photo shoots and change decor easily. The gallery wall above the meeting table showcases photos featured on the A Color Story Instagram account.



↓ CRAFTY BY NATURE

Because the team is always working on new DIY projects and photo shoots, the office decor is minimal. "We want to be able to set up a whole different look pretty quickly and easily," Chapman says. "But more than that, there's so much white in our brand. It shows off the work you're doing."



"WHEN YOU MOVE AN ITEM TO A DIFFERENT PLACE, IT CAN HAVE A NEW LIFE."

Emma Chapman



JUNIPER BERRY WREATH
\$119 at The Thicket

DECK YOUR FRONT DOOR

When you're hanging lights on your house this season, don't forget to add some Christmas cheer to your front door as well.

WRITTEN BY TESSA COOPER | PHOTOGRAPHED BY BRANDON ALMS

Nothing says “welcome home” quite like a holiday wreath. With a busy winter to-do list, you might not have the time to make your own wreath (although if you are feeling crafty, we suggest going to the Ozark Mtn Flower Truck Holiday Wreath Workshop on p. 22). Luckily, three of our favorite local shops have got you covered. When scouting for wreaths, we looked for ones with bright, festive ribbons that dazzle from the curb. However, if you want a more organic, subtle wreath, you can't go wrong with the birch branch wreath from Flora and Fern. Plus, you can keep this wreath up all throughout winter. When choosing a wreath, think of the color of your front door. If you have a natural wood door, the pine cone wreath from The Thicket matches perfectly. The juniper berry wreath from The Thicket looks great on nearly any door, but it especially complements doors painted in cool tones like gray or blue. ❖



↑ **PINE CONE WREATH**
\$105 at The Thicket



↑ MAGNOLIA WREATH
\$198 at The Thicket



↑ BIRCH BRANCH WREATH
\$114 at Flora and Fern



↑ MOSS WREATH
\$49 at The Nest

join the
417
MAGAZINE
Birthday Club

**WE'LL
DROP
A PRESENT
IN YOUR
INBOX
FROM
ANDY B'S!**

B
Andy B's

Sign up at 417mag.com/birthday

2018 HOMES *of the* YEAR



Our team asked 417-land builders to nominate their best work from the past 365 days. Residential builders wow us with their innovative minds, and this season proves no different. Each year we choose a different group of experts to judge the entries, and this year we turned to the Northwest Arkansas Home Builders Association. A panel of judges examined each nomination to narrow down the contestants based on the interior and exterior and how the client's goals were met. Once the results were in, we picked apart each project, investigating exactly how a work of art can double as a home, and found out what you need to know before starting your own custom-home project. Flip through the pages and let your ideas run wild.

WRITTEN BY JENNA DEJONG



MODERN TRANQUILITY

Modeling their home after a luxurious hotel, these 417-land homeowners, along with Bella Homes, traveled as far as Las Vegas to find the perfect inspiration for this staycation mansion.

What if instead of leaving your home to go on vacation, you brought the vacation home to you? A set of 417-land homeowners wanted their next home to model high-end hotel luxury and enlisted the help of Justin Skiles, owner of Bella Homes, for his expertise.

For the next three years, the team researched how to produce a comfortable modern home equipped with glamorous luxuries.

"We did take a trip to Las Vegas to the International Builders' Show to start to lay out details and look at designs and products just to try to give it a better building process once we got started," Skiles says.

The inside of the home is just as splendid as the outside, with the help of Andrea Deckard, owner of A. Deckard Interiors LLC. Natural wood accents, exposed metal and white stone accents are repeated throughout the home.

"I do quite a bit of work on hotel projects, so the idea that this home would be modeled after a luxury hotel struck a note with me," Deckard says.

The result is something only found in faraway lands. Of course, there are the necessary components to suit the active couple's lifestyle too, such as the indoor training pool, a gourmet chef's kitchen and a large indoor gym. Because why not, right?

▲ MINIMAL LOOK, MINIMAL MAINTENANCE

Wanting the exterior to remain as timeless as possible and to minimize the amount of long-term maintenance, Justin Skiles, owner of Bella Homes, decided to use a solid aluminum siding to replicate the look of wood. The product is called Longboard, a specialty siding made in Canada.

CATEGORY: \$1 million or more

HOMEOWNERS: Anonymous

WINNING BUILDER: Justin Skiles, Bella Homes, 613 W Farm Rd 182, Springfield,
417-861-9640, vitabellahomes.com

PHOTOGRAPHERS: Brandon Alms & Steve Percy





“I do quite a bit of work on hotel projects, so the idea that this home would be modeled after a luxury hotel struck a note with me.”

—ANDREA DECKARD,
OWNER OF A. DECKARD INTERIORS LLC

▲ **NATURAL AND INDUSTRIAL**

The kitchen reflects the home's modern exterior with its clean lines and warm-toned wood. The quartz countertops and wood details pull in materials found in nature, which gives the space an organic-meets-modern design.

◀ **WELCOMING LOBBY**

Opposite: The focus of the living room was to echo a high-end hotel lobby. The floor plan is incredibly open, so much so that most of the house can be seen, including a sunken formal living room, kitchen, stairs and part of the second floor. The fireplace emphasizes the room's height and is meant to be a conversation piece.





Photo courtesy Freedom Photography



▲ ELEGANT LUXURY

A combination of white quartz countertops, walnut wood and Italian porcelain floors creates a feeling of elegance for the couple's master bathroom. Located just off the master bedroom, the room fulfills the homeowners' desire to carry out a feeling of glamour. They decided to add a wow factor with ceramic pillow-top back-splash behind the freestanding mirrors.

◀ SIT A SPELL

Opposite: This sitting area is adjacent to the main living room. Its smaller size provides a cozy place to have more intimate conversations. When the glass door is open just a crack, you can hear sounds of the nearby bubbling creek.



BUILDER Q&A

417 Home: What should people be careful of when planning a modern home?

Justin Skiles: The house has always been intended to be very clean and modern without becoming sterile. Sometimes we get into modern projects and the environment starts to become cold and that was one thing we were trying to avoid.

417: How did you bring the outside in?

J.S.: We did that by accomplishing things with the stone on the house and bringing the stone inside. [We were] just trying to get that warm tone along with our modern designs.

417: How did the location of this house draw out construction?

J.S.: On one side of the property, it's actually about a 75-foot drop, and there was no way to access the south side of the home. It was a very narrow driveway going in, so bringing in equipment and machinery was very time-consuming.

417: The couple is very active. How did you combine their needs with the seclusion of the property?

J.S.: When we did the pool, it's indoor, but we wanted to bring the outside in. If you've ever been to a high-end hotel, the exercise room looks into the pool, and the pool looks out onto the patio, and that's one of the feels that we did.



BARN TURNED HUMBLE ABODE

Rhoads Construction & Design was able to pivot quickly as they went from planning a couple's barn to creating a contemporary ranch.

The project started out as a barn for entertaining—perfect for a weekend escape. The homeowners wanted to build a retreat on their 15 acres of land, but after realizing how much potential the plot possessed, they scrapped their weekend hideaway and started crafting a long-term countryside escape.

The property itself is picturesque—a wide, custom-made door faces the north overlooking a cattle pasture and silo. To the south, the back patio looks out over a low valley. The couple's love for their little slice of Rogersville is what drove the project. Owner of Rhoads Construction & Design Adrian Rhoads says every single placement was deliberate.

"[Nothing is] coincidence," Rhoads says. "When you come in through the front door and you see the view looking out through big windows all the way through the house, it's a very intentional thing."

Combining the land's beauty with the couple's style, Rhoads Construction & Design placed pine floors throughout the house, bringing the rooms together. Achieving the couple's originality was a little more difficult than capturing scenic views—the couple wanted a wall-length bookshelf in their music room and the feature took plenty of detailed drawings before building could begin. The result of careful planning on both ends is breathtaking.



▲ RUSTIC MODERN

Leading up to planning and building their dream home, the owners spent a lot of their time on their land, hosting bonfires and mowing to get a feel for the area. The couple didn't want a large two-story home that would disrupt the scenic views, so Rhoads Construction & Design kept the frame of the house low to the ground and implemented bump-out details to break up the exterior.

► INVITING ENTRYWAY

The contemporary ranch style is emphasized in small details throughout the house through metal lighting fixtures and elegant wood chairs and coffee tables. Details like these tie in with more pronounced features of the house, like the floor's rougher finished look, marked with knots and small imperfections. Stone used on the exterior of the house guided the interior choices.



CATEGORY: \$750,000–1 million

HOMEOWNERS: Anonymous

WINNING BUILDER: Adrian Rhoads, Rhoads Design & Construction,
415 S Union Ave, Springfield,
417-889-6000, rhoadscompany.com

PHOTOGRAPHER: Starboard & Port



READING ROOM

One of the most breathtaking features of the home are the built-in bookshelves just behind the piano. "It moves in all direction," Rhoads said. "Of that piece of cabinetry, there are no two pieces of the same size or cut. When we pull that off and it looks so simple, [it's] one of the unique aspects of construction we enjoy."



▲ MULTIFUNCTIONAL SPACE

The homeowners didn't want their home to close off or isolate other areas. Instead, they wanted the house to feel fluid and functional, so they placed plenty of seating around the kitchen and leading into the living room. Off to the side is a breakfast nook, and a sink sits in an island overlooking the central spot of the home.

► BATHTUB FIT FOR A SPA

The bathroom and closet were just as important to the homeowners as their master suite itself. A white standalone tub with a unique shape was chosen to sit across from a large shower with a frameless door. The floors are heated tile both inside and outside the shower. Ample counter space allows for his and hers spaces, along with a small area in the middle for a makeup station.



BUILDER Q&A



417 Home: What was challenging about planning a completely new structure?

Adrian Rhoads: That was the first time we moved into a completely different direction, and I think what was interesting was how seamless the transition was. There wasn't some specific event that we had to have this completed by. Because they didn't put that type of deadline in place, it allowed them to process what their long-term goals were.

417: How could the process have gone differently?

A.R.: I think had they forced the issue on the front end, they probably would have a barn and may not have a house. I'm not saying they wouldn't have been happy with that decision, but they are very content with the decision they made now.

417: How can planning save time and resources?

A.R.: On the front end, you can make lots of changes and adjustments and it doesn't cost you anything except the time of the design company. Once you get into construction, those changes can become very costly and time prohibitive.

417: What made the process so smooth?

A.R.: We had a very open dialogue. Construction is a large investment, and you [must] have a comfort level with the team you go with.



TIMELESS AMERICAN ARCHITECTURE

Using painted steel throughout the home and topping it off with a copper accent roof, Rhoads Construction & Design pulls off a twist with an open floor plan.

The deep blue coating the outside of the home does not foretell the inside's bright and open floorplan. Needing to house a family of seven, the homeowners came to Adrian Rhoads, owner of Rhoads Construction & Design, for a custom-made home large enough to welcome back their young-adult children and future guests. Wide, open space would give them the best of both worlds, so Rhoads used large steel beams to make the home structurally sound, dressing the house in a dark exterior color scheme and pushing for brightly lit rooms from within.

"We really like when people establish some rules for what they want because then we try to let our creativity work around those rules," Rhoads says of the couple's requirements. "In this case, they kept their main floor focused on their everyday living."

Efficiency was a forefront goal. The upstairs and main living area run on two different heating and cooling units so the homeowners save on utilities while their kids are at school. The main floor houses the master suite, along with other essential rooms to make daily life possible.

Considering the family's needs and desires, Rhoads and his company built a thoughtful, functioning base that combines need with beautifully crafted structural elements.

▲ FRESH AND TRADITIONAL

Rhoads Construction & Design placed traditional elements throughout the home, but to accent them, they added touches of metallics here and there. This is evident in the kitchen, especially in the backsplash that mimics brick but is actually made of oversized subway tile. The custom-made exhaust over the range is also metal.

CATEGORY: \$500,000–750,000

HOMEOWNERS: Anonymous

WINNING BUILDER: Adrian Rhoads, Rhoads Design & Construction, 415 S Union Ave, Springfield, 417-889-6000, rhoadscompany.com

PHOTOGRAPHER: Starboard & Port



BREEZY WET BAR

Located in the mancave, the windows to the wet bar can open, letting it act as a serving area to the backyard patio during warmer months. The feeling of the bar is rustic, with small metal panels mounted into the wood cabinets. The same countertops used in the second-floor Jack and Jill bathroom top off the piece.

CONCRETE OASIS

A steel canopy covers the door opening to the backyard entertaining space, again mimicking the main house with a copper accent roof. Off to the side is a small balcony leading to an entertaining area on the second floor and below that a small green space for the couple's dog. Adding in more greenery around the walkways and sitting areas is the finishing touch.



◀ EXCELLENT CURB APPEAL

When designing the exterior of this home, Rhoads went for an updated twist on traditional. The dark gray siding contrasts against the stonework, and wraps all the way around to the back of the home.





▲ SECRET ESCAPE

The only explicit wish of the homeowners was to create a Scooby-Doo room. Obscured by a tall bookshelf, the hidden door swings open to a private cranny stocked with books and a comfortable chair, creating a retreat for when life's hustle and bustle becomes too much. This was the first hidden room Rhoads Construction & Design created and designed, and its successful discreet nature is a testament to their thoughtful planning.

BUILDER Q&A

417 Home: What features were important when building this family home?

Adrian Rhoads: The only thing specific the family wanted was the Scooby-Doo room. There's a reading nook hidden behind a bookshelf, and I think that was the one wish.

417: How did you combine the need for efficiency and the desire to have a space suitable for entertaining?

A.R.: They've got kids, and that dictated how we built the house. They've got bedrooms upstairs with different heat and air systems for when they are not there. The main floor is really devoted to them.

417: How did you add details later as you built the house?

A.R.: We did an outdoor fenced area that led to a dog-door, which goes into a mechanical room that acts as the dog room. We just happened to repurpose a room that already existed that we needed and incorporated the dog into it.

417: What is difficult about an open floorplan?

A.R.: It creates some structural issues. An open floorplan doesn't like columns and beams and supports. An open floorplan minimizes the use of walls and columns, so to do that, we have some very large steel beams that are hidden and [are] what's holding the house up.



FLOATING FORTRESS

Hidden in the midst of the Ozarks' natural flora, a Built by Brett Inc. custom home caters to the native landscape, adding plenty of personalized features to boot.

Before they began planning the transitional home of their dreams, one Springfield couple chose a three-acre lot for its Ozark native foliage. They relied on Built By Brett's own Brett Godfrey, who has over 100 custom homes under his belt, for his eye toward the unusual.

The couple's two biggest wishes were to highlight the plot they were building on and to create a home with as much open space as possible. Not wanting to disrupt the natural look of the property, Godfrey says the planning process took careful consideration including decisions regarding which trees to leave untouched. The inside of the home was meant to exhibit a modern look, but not necessarily sterile.

"They were not wanting the old Springfield version of the French country style," Godfrey says. "They were tired of that. They wanted something that was modern but not too

modern, so heavy on the transitional is the style they were after." Nine months later, the combination of traditional and contemporary styles was fine-tuned and completed, resulting in an open floor plan with crisp white lines and minimal touches.

Throughout the home are floating and suspended features combining the couple's wishes for form and functionality that make every guest stop and stare.

▲ STUNNING EXTERIOR

Above: Different textures were a must for wowing visitors, so owner of Built by Brett Inc. Brett Godfrey and the homeowners decided to use a mix of brick, stone and imported German spruce wood for the exterior. The color scheme paired well with the limestone and surrounding vegetation.

CATEGORY: Less than \$500,000

HOMEOWNERS: Anonymous

WINNING BUILDERS: Brett and Skyler Godfrey, Built by Brett Inc. 4465 S Ridgecrest Dr, Springfield, 417-886-5024, builtbybrett.com

PHOTOGRAPHER: Dan Frisch



BALANCED AND SPACIOUS

White, crisp lines were emphasized the most in the modern, sleek kitchen. Simplistic, frameless-style cabinets and a big island with a waterfall top cater to the needs of a large family and helped keep a clean style. To minimize a busy look, white quartz countertops were installed instead of granite or marble.



“They were not wanting the old Springfield version of the French country style. They were tired of that. They wanted something that was modern but not too modern.”

—BRETT GODFREY

◀ BRIGHT ENTRANCE

Left: The front door is custom-made out of cypress, and as soon as guests cross the threshold, they are greeted by large windows looking out the back of the house. Within the first few feet of the entry, guests walk onto a bridge that connects to the kitchen and living room. On either side, guests can look down over the railing into the basement.

▲ SELF-CARE SET UP

Right: Closet and master bathroom converge into one in this mega relaxation zone. A walkthrough shower separates two vanities, and a built-in chest of drawers separates bathroom from closet. The couple decided to splurge in this room, specifically the large shower, which has two sets of controls and showerheads.

MORE!

See something you like? View each builder's resource list at 417home.com.



OPEN FLOW

The master bedroom is a continuous room leading into the bathroom, a choice the homeowners made to keep the house as open as possible. A small balcony sits outside the couple's glass double-doors, and a fireplace can be seen from three sides opposite the couple's bed and helps divide the bedroom from the master bathroom and closet.



BUILDER Q&A

417 Home: When a homeowner wants to be thoughtful toward the plot of land they are building on, how do you cater to them?

Brett Godfrey: You have to look way down the road and pick your trees you don't want to disturb and keep in mind you have to have a place to put materials and driveways.

417: What about the home's actual location considers the acreage?

B.G.: It's more immersed, so you really don't see the house unless you're looking for it.

meet the judges

Three experts with the Northwest Arkansas Home Builders Association judged this year's contestants.



TIM JANACEK

Janacek Remodeling


With 30 years of design and building experience, Janacek Remodeling is recognized for catering to residential remodeling and additions. The company's reputation is well-established in the area as Janacek himself was selected as a "Top 500 Remodeler in the Nation" by Qualified Remodeler Magazine and continues his education through earning certifications. He has been active in the Northwest Arkansas Home Builders Association for more than 18 years, serving as president for two terms.



SHANA KASPEREK

Northwest Arkansas Home Builders Association

As a supporter of local businesses for more than 20 years, Shana Kasperek brings expertise in event planning, networking and cultivating business relationships to her new role as executive officer at Northwest Arkansas Home Builders Association. After she moved to Fayetteville to earn her master's degree from the University of Arkansas, Kasperek fell in love with the area and now aims to grow relationships that will help businesses and home building in Northwest Arkansas thrive.



LEE SCARLETT

Celtic Construction Inc.

Since founding Celtic Construction Inc. in 1994, Lee Scarlett's work has been featured in 14 state, national and international publications, including the Wall Street Journal. Scarlett's company was one of 2017's Top 50 Luxury Builders in the nation and No. 1 in Arkansas by Home Builder Digest. Scarlett himself has been voted 2010 through 2017 "Best Home Builder" in CitiScapes Magazine, proving eight years' worth of recognition.



Featuring a local
installation in Kimberling
City, designed by John
from One Of A Kind
interior design.

Trend-forward flooring you can afford

with hundreds of styles available to fit your look.



The Carpet Shoppe

Call or visit our showroom today for your **free** flooring design consultation.

48 years at SEMINOLE & GLENSTONE | call (417) 883-6455

PROMOTION

behind the Build

Now that you've had the chance to check out the 417 Homes of the Year for 2018, we're giving you an inside look into the companies that were involved. They can help you make your home magazine-worthy, too!





Domenic Tate and Jason Eckstein


3D Smart Homes

In the Modern Tranquility Home of the Year by builder Justin Skiles with Vita Bella Homes, many features were included for functionality, but Skiles also included smart features to take the house beyond just the basics. The smart home design team selected was 3D Smart Homes, owned by Jason Eckstein and Domenic Tate. In business for five years, 3D Smart Homes was opened with the simple concept of making homes smarter while making the overall home-building experience easy for the client. The company handles everything from design to deployment. 3D Smart Homes is a full-service shop that designs, sells and installs all major brands of electronics that a homeowner could desire.

The company offers 3D renderings, detailed designs and the ability to work with all home subcontractors. This Home of the Year was designed to fit the

beautiful outdoor landscape, with a view from the master bedroom that highlights an overhead natural bridge. Using the concept of how nature and design can work together, 3D Smart Home installed smart lighting features. Lighting included automatic shades, dimmable LED lighting and innovative lighting fixtures in the drywall and in floating ceiling clouds. With the goal of letting the smart features not override nature's surrounding beauty or the overall design, 3D Smart Homes was inspired by all the beautiful features already within the home and surrounding it.

417.413.4415 | 3dsmarthomes.net
1281 E. Republic Road, Suite A | Springfield



Left to Right: Drew Frazier, Sharon Schroeder, Andie Eschebeaur, Melanie Hudson, Shane and Krista Lake, Jon Stephens, Randy Day, Rodney Moore, Natty Redd-Mourgla

Signature Interior Expressions

Signature Interior Expressions turns design visions into reality. Shane and Krista Lake opened the company in 2004, and they've worked every day since to provide a dedicated team that works with homeowners from beginning to end to ensure their projects receive the attention they deserve. They provide solutions tailored to meet each homeowner's distinct needs and ideal vision, bringing them to life.

Signature Interior Expressions provided the countertops for the Floating Fortress Home of the Year with builder Brett Godfrey of Built by Brett. The team was inspired by the modern, clean feel of the home. Godfrey's modern cabinet design helped Signature select quartz countertops for this home, setting it apart and adding a refined polish. And when it comes to precision, no corners were cut. The team utilized laser templating and digital equipment to ensure everything

fit to perfection. Details matter, and clearly Signature Interior Expressions takes even the smallest details into fine consideration.

Looking for a professional for your own home? Signature Interior Expressions has over 800 granite, quartz, solid-surface and marble slabs in stock with more than 1,000 partial slabs for vanity areas. Signature is more than countertops: The company also has modern options for flooring, tile and porcelain, sinks and faucets, onyx showers, iron front doors and more!

417.623.1299 | signatureexp.com
1001 S. Rangeline Road | Joplin
12837 Keith Lane | Neosho
6600 MO-171 | Carl Junction



Unique Tile

For 30 years, Unique Tile has excelled in the tile and stone industry, bringing a professional designer's touch and quality products to homes and businesses in 417-land. Unique Tile is always on the cutting edge. The team regularly travels abroad in order to stay informed of the newest and best products coming to the industry. Because of this, most of these products are available in this area years before similar items hit the general market.

The Stone Gallery Team at Unique Tile has over 110 years of combined stone experience. Based in Nixa, Missouri, they offer a full stone fabrication facility, on-site designers and an excellent showroom to browse. The professionals at Unique Tile are qualified long-term employees who bring their expertise to any project with exceptional results.

Unique Tile has worked on many high-profile projects, including three of this year's 417 Homes of the Year. Unique Tile provided tile and stone for Modern Tranquility Home by Justin Skiles of Vita Bella Homes, for the Timeless American Architecture Home by builder Adrian Rhoads and for the Barn Turned Humble Abode Home by builder Adrian Rhoads.

417.725.5515 | uniquetile.com | 1364 N. Kelly Ave. | Nixa



Andrea Deckard, Owner

A. Deckard Interiors

A Deckard Interiors offers clients comprehensive home design from the beginning of a project to completion. Projects by A. Deckard Interiors include space planning, interior finish selections, interior architectural details and working with other professionals as well as the homeowner.

Owner Andrea M. Deckard believes each client deserves not only a beautiful space but also a unique, functional one. In the 417 Homes of the Year project Modern Tranquility by Justin Skiles with Vita Bella Homes, A. Deckard Interiors did just that.

Inspired by many looks Deckard saw at the hospitality design market and by the client's taste, the luxurious, modern home became something new, different and bold. Together, the team builder, client and A. Deckard Interiors created a space with the feeling of an open, high-end hotel featuring a neutral color palette and a variety of commercial products, setting it apart from the rest.

417.831.9300 | adeckardinteriors.com
1501 E. Sunshine St., Suite D | Springfield



Avant Interiors

In business since 2014, Avant Interiors provided the full interior design for the Timeless American Architecture Home of the Year by builder Adrian Rhoads. Avant Interiors, owned by Stacy (Sproule) Knauer, was re-branded from Interiors with Stacy Sproule this year when Knauer partnered with designer Crystal Smith. Together, they hone their skills to provide design services across a broad spectrum of project types to a diverse clientele, while their partnership with local MEP firm, Conway Duncan, makes for a unique and smart business collaboration.

This Home of the Year is a new residence, thoughtfully designed with appropriate space livable for a couple who will soon become "empty nesters," but also well planned for future grandkids and extended family visits. Knauer was inspired by the couple's business in metalwork, which was incorporated in design elements throughout.



Stacy Knauer

417.881.1588 | avant-interiors.com
3015 S. Fort Ave. Suite D | Springfield



Bearden Carpet

Bearden Carpet is here to serve 417-land. Bearden Carpet is a full service flooring store, offering high-quality carpet, rugs, ceramic tile, hardwood, luxury vinyl plank and tile. With over 30 years of knowledge and experience, Bearden Carpet offers project consultation at no charge to customers. This gives clients the opportunity to bounce ideas off of the professionals and visualize the final result, and it helps Bearden Carpet to understand the true needs of the homeowner so that their recommendations are on target. Bearden Carpet provided flooring for the Modern Tranquility 417 Home of the Year by Justin Skiles-Vita Bella Homes. The home's open floor plan and many visual surprises inspired Bearden Carpet to stretch the imagination of what was possible to achieve. They used the owner's personal tastes to create a space to show off great color, attention-grabbing texture and unique patterns.

417.883.7669 | beardencarpet.com
618 N. Stewart Ave. | Springfield



Overhead Door Company of Springfield

Overhead Door Company of Springfield takes pride in being the most trusted garage door provider in Springfield. The team is genuine, original and proud of the work they accomplished on the Timeless American Architecture Home of the Year with Adrian Rhoads. Overhead Door Company of Springfield took charge of selecting the perfect garage door to compliment the home and installing it securely. They have serviced homeowners since 1954 and are ready to help you select the right door for your home. Overhead Door Company of Springfield offers a wide range of sizes, styles and colors, and are also experts in installations, services and repairs. Whether you need help with your current door or are looking for a beautiful new one, call Overhead Door Company of Springfield.

417.862.9339 | overhaddoorspringfield.com
707 N. Grant Ave. | Springfield

Wildman Plumbing

If it's plumbing-related, Wildman Plumbing LLC can do it. Owned by Steve and Carre Brown, Wildman has been in business for 11 years and specializes in residential and commercial projects.

Wildman Plumbing recently assisted with the completion of the Modern Tranquility 417 Home of the Year, with builder Justin Skiles with Vita Bella Homes and Andrea Deckard with A. Deckard Interiors.

With over 40 years of combined experience, Wildman Plumbing is ready to meet all of its customers needs and surpass all of their expectations. Wildman Plumbing has an A rating from the Better Business Bureau, is a proud member of the Home Builders Association and Springfield Chamber of Commerce and is fully licensed and insured, so customers know they can count on Wildman Plumbing.

417.830.2846 | wildmanplumbing.com
518 N. Prince Lane | Springfield



FIND MORE ONLINE

SEARCH BUILDERS, DECOR AND MORE



417HOMEMAG.COM/DIRECTORIES



Monticello

CUSTOM HOMES
AND REMODELING

BUILD WITH CONFIDENCE.

JASON R. BEKEBREDE, OWNER



SPRINGFIELD, MO • 417-860-7873 • HOMESBYMONTICELLO.COM

LIFESTYLE

KITCHEN SPOTLIGHT **▶P.78** RECIPE **▶P.80** INGREDIENT **▶P.84** ESSAY **▶P.86** END NOTE **▶P.88**



84

SOME LIKE IT HOT

Get your next gathering sizzling with a simmering pot of homemade potpourri.

Fresh ingredients and whole spices will warm up your home and your heart.

LIGHTEN UP

Working within this kitchen's original footprint, Cindy Love made a few design updates that dramatically brightened up a dark and closed-in space.

WRITTEN BY CLAIRE PORTER



LET THERE BE LIGHT

Bright white cabinets, light tile and gray countertops reflect light from the chrome pendants, opening up the small kitchen.



CAPTIVATING CONTRAST

Dark black appliances and deep charcoal painted walls stand out against the mostly bright color palette.

If you hate your kitchen but aren't able to do a full-blown renovation, consider a few thoughtful changes that make a big impact in a small space. That's exactly what Cindy Love with Cindy Love Interiors did when she redesigned what was once a dark, closed-off kitchen. The floor plan is the same with the exception of the new island, which has storage, a microwave and breakfast bar seating. The original cabinet boxes were white, so they got a face-lift with new doors, and the dark countertops and backsplashes were swapped out for light grays and whites. A few carefully placed lights over the island and underneath upper cabinets further the bright, light feeling.

Because of the added seating at the breakfast bar and new storage within the island, Love transformed what was formerly an unused and cluttered desk area into a design element. She swapped out small drawers for deep cabinets, and the bulky overhead cabinets became open shelves. Glass-front doors on the cabinets by the sink add a little gleam and mirror the open airiness of the transformed space. ❖

Design Advice

Cindy Love of Cindy Love Interiors shares tips for giving your space a face-lift.

1

Keep Calm

When working within a single-color palette, as these homeowners did, it's important to add layers without adding visual busyness with too many patterns. The herringbone tile-work and swirled marble-pattern quartz countertops give subtle depth without overwhelming the predominately white-and-gray color scheme.

2

Look for the Light

Bright, light colors and reflective surfaces make a room look bigger than it is. Polished nickel pendants, glass-front cabinets, glossy gray countertops and subway tile backsplash reflect light, and white cabinets make the room feel fresh. The bright hues also provide a dramatic contrast with the deep brown floors and sleek black appliances for that showroom vibe.

3

Focus on Function

"This was a storage solution project," Love says of the kitchen. The previous layout had a tiny desk space in the corner the homeowners used as a parking spot for a television. The counter space was a catchall for clutter with nowhere else to go. Love added seating to the island instead, meaning she could turn this area into an elegant design element with the practicality of storage cabinets.



Give your dream
a place to land.

Buying your first home is a big step. Make sure yours fits your current finances and future plans with a mortgage from Guaranty Bank. We have great interest rates, in-house underwriting, and free pre-qualification to help make it easy to move toward your dream. Call, come by, or connect online today to find the loan that will help you take that first big step.

Guaranty Bank
MORTGAGE CENTER

417.520.4333 / gbankmo.com



MEMBER FDIC

BBFs: BEST BREAKFAST FRIENDS

When it comes to breakfast, it seems like every signature dish comes in pairs. (We're talking about you, eggs and bacon.) And thanks to a little inspiration from the South, classics like biscuits and gravy and shrimp and grits get a cheesy upgrade to be enjoyed in the comfort of your own kitchen.

WRITTEN BY PEYSON SHIELDS

PHOTOGRAPHED BY VIVIAN WHEELER

THE NITTY GRITTY

If you love shrimp and grits, try this cheesy polenta version of the famous seafood pairing. This herb-crusted shrimp and goat cheese polenta gives a pleasant crunch and tangy update to the classic comfort food. Find the recipe on p. 83.





RISK IT FOR THE BISCUIT

Warm and earthy sage plus a chicken base bring the breakfast favorite of B&G to a warm and wintry level. Turn the page for the recipe.

RECIPE

PARMESAN BISCUITS WITH CHICKEN SAUSAGE AND SAGE GRAVY

Time: 1 hour

Serves: 6

Ingredients

For the biscuits:

2 cups all-purpose flour
2 tablespoons baking powder
1 teaspoon sugar
½ teaspoon salt
½ cup (1 stick) cold butter, diced
1 cup buttermilk
½ cup Parmesan cheese, grated

For the gravy:

1 pound ground chicken
2 teaspoons poultry seasoning
1 teaspoon brown sugar
2 tablespoons butter if needed

2 tablespoons fresh sage
¾ cup flour
3 cups whole milk
½ teaspoon salt
¼ teaspoon pepper

To prepare

Preheat oven to 425°F. **Butter** a cast-iron skillet and set aside. In the bowl of a food processor, **pulse** together flour, baking powder, sugar and salt for the biscuits. **Add** in diced butter and **pulse** until a small meal forms. **Drizzle** in buttermilk and **pulse** until dough is formed. **Add** Parmesan and **pulse** until fully incorporated. **Turn** dough onto a floured surface. **Fold** over several times and then **press** into a square, about

½-inch thick. Using a biscuit cutter, **cut** out round biscuits. Or, **slice** them into squares with a sharp knife. **Place** biscuits into prepared pan and **bake** for 12 to 15 minutes or until golden brown. While the biscuits bake, **prepare** the gravy by **heating** a large skillet over medium heat. **Add** in ground chicken, poultry seasoning and brown sugar. **Cook** until browned, about 5 to 7 minutes. **Remove** chicken from pan. **Measure** two tablespoons of grease from pan, **add** butter if needed. **Sprinkle** in flour and **whisk** until a thick paste forms. Continue to **whisk** while **pouring** in milk, ½ cup at a time to avoid clumping. Once all milk is whisked in, **turn** heat to low and **add** back in the ground chicken, sage, salt and pepper. Continue to **stir** while gravy thickens, 2 to 3 minutes. **Serve** over warm biscuits.





a Neighborly company

Services Offered:

- Interior Painting
- Exterior Painting
- Deck Finishing
- Wood Staining



Your Local Painting Experts
Five Star Painting of Springfield
Owners: Doug & Andrea Windsor
Independently Owned and Operated Franchise

SCHEDULE A FREE ESTIMATE 417-720-2376 | fivestarpainting.com



RECIPE

HERB-CRUSTED SHRIMP WITH GOAT CHEESE POLENTA

Time: 1 hour

Serves: 4

Ingredients

For the polenta:

2 cups milk
1½ cups low-sodium chicken broth
¾ cup stoneground polenta
2 tablespoons butter, softened
6 ounces chevre goat cheese

For the shrimp:

2 eggs, beaten
½ teaspoon salt
½ teaspoon pepper
½ cup parsley, chopped
½ cup panko breading
2 cloves garlic, minced

1 pound fresh, large shrimp, peeled with tails on
2 tablespoons olive oil

To prepare

Heat milk and chicken broth in a medium saucepan over high heat until it simmers. Slowly **pour** in polenta while **whisking** to combine. **Turn** heat to low and partially **cover**. **Cook, scraping** the sides and **stirring** vigorously every five minutes, until liquid is absorbed and polenta is creamy, about 30 minutes.

While polenta cooks, **prepare** the shrimp. **Add** beaten eggs, salt and pepper to a shallow bowl. In another shallow bowl, **combine** parsley, panko and garlic. **Stir** to combine. **Dip** each

shrimp into egg mixture before **coating** each side in breading. **Heat** a large skillet over medium-high heat. **Add** 1 tablespoon olive oil and swirl to coat pan. **Add** a single layer of shrimp and **cook** until golden on one side, about 1 to 2 minutes, before **flipping** and **cooking** another minute. **Remove** and set onto a paper towel-lined plate. **Repeat** with remaining tablespoon of oil and shrimp.

Once polenta liquid is absorbed, **add** butter and goat cheese. **Stir** until smooth. **Top** with shrimp and **serve** immediately. **Garnish** with extra parsley and a squeeze of lemon.

BEDROOM TURNED *Oasis*



METRO
APPLIANCES & MORE

GOTTA GO to Metro!

3252 N. Glenstone | 417-833-1113 | MetroAppliancesAndMore.com

INGREDIENT

COZY AROMAS

Forget gifting candles. This DIY stovetop potpourri will fill any kitchen with a comforting smell fit for a warm evening inside.

WRITTEN BY TESSA COOPER

It's no secret that almost anything with a great smell is a universally pleasing gift. However, the bill for 15 winter wonderland candles can add up, and coordinating with your kids to make handmade soaps in the shape of snowflakes can escalate into a messy chore. Save yourself the money and the cleanup by curating a simple stovetop potpourri blend.

Logan Aguirre, President and Associate Publisher of 417, gifts the same potpourri blend to her children's teachers every year using simple ingredients that you can find in the grocery store. She makes several extras to have on-hand as last-minute hostess gifts and even one for herself. "I use

mine on Christmas Eve and Christmas Day when people are over, but you could do it anytime," Aguirre says. "My kids also help me put them together, which is nice."

She places a mixture of dried whole spices and fresh fruits into small clear bags, ties them with holiday ribbon and attaches her family's Christmas card. On the card, she writes a note with instructions. You can't really go wrong with the amount of ingredients, but give enough to cover the surface of a medium saucepan. When you're ready to use it, place everything in a saucepan, add water and simmer on the stovetop. You can add more water as needed and reuse the mixture for a couple of days.❖

Photo by Tessa Cooper



Use It

Experiment with these
stovetop potpourri
blend ideas:

1

For Christmas Day

For Aguirre, it's all about making a thoughtful gift with simple ingredients you can find anywhere. Her tried-and-true blend of fresh orange and cranberries, dried cinnamon sticks and whole cloves smells just like a cup of warm cider. Just make sure to tell your gift recipient to cut up the orange before simmering to release all the good citrus smells.

2

For a Relaxing Night In

Who doesn't want their house to smell like a spa? Dried rosebuds, rosemary, lavender, eucalyptus, mint leaves and chamomile can blend together to make a relaxing scent. You can even add a few drops of essential oil if you're feeling fancy.

3

For a Snow Day

Because cold weather carries on well into March in 417-land, this cheery blend can help cure a case of the winter blues. Pair grapefruit with apples, dried juniper berries and pine for an uplifting scent.

In-Home Design

Create the room of your dreams with our complimentary In-Home Design services.



Let our design services transform your home. Our design professional will come to your home and create a customized design plan for the room of your dreams. Get quality help and personalization that ensure that your investment in your home will be both beautiful and timeless for years to come. **Make an appointment today!**

URBAN
Attitudes

LA Z BOY

LA Z BOY
FURNITURE GALLERIES®

1737 E. Independence Street | Springfield | 417-883-3820

www.lazboy.com/Springfield

Like us on Facebook: La Z Boy of Springfield

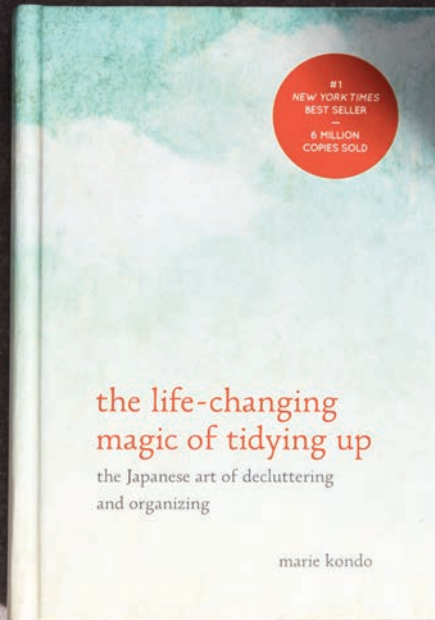
Your inbox just got homey.

Subscribe to **417 RIGHT AT HOME** for home decor, DIY and deals.

417MAG.COM/NEWSLETTERS

FEELING FREE

Sarah Jenkins's home wasn't always so clutter-free. Thanks to Marie Kondo's methods, Jenkins was able to declutter and destress in the process.



The Surprising Magic of ORGANIZING YOUR LIFE

How one trendy self-help movement helped me have less stuff and find more joy.

WRITTEN BY SARAH JENKINS

PHOTOGRAPHED BY BRANDON ALMS

cording to Kondo, should spark joy, not just memories. "It is not the memories but the person we have become because of those past experiences that we should treasure," Kondo says. Starting with clothes, joy-test everything you own (and I mean everything: every sock, every pillow, every photo in every shoebox), so you keep only what you truly love.

When items are tough to discard, Kondo asks us to remember their original purpose. If you loved a sweater once upon a time, but it no longer brings you joy to wear, it's time to say goodbye. Literally. Saying goodbye (out loud) and thank you (no, really) can make it easier to toss that sweater in the donate pile.

The KonMari process is part cleaning spree, part therapy session. And if you're holding on to too much stuff, that may be exactly what you need. "If you stow things away in a drawer or cardboard box, before you realize it, your past will become a weight that holds you back and keeps you from living in the here and now," she says.

If the weight of your stuff is holding you back, give KonMari a try. It might just change your life. ❖

Throughout my life, I kept a dirty secret: I was a person with too much stuff. Snapshots, knickknacks and souvenirs cluttered my house and my mind. I needed to change but had no idea where to start. Then a creative-and-also-messy friend shared her success with *The Life-Changing Magic of Tidying Up*. I was skeptical—this book promises life-changing magic, and Harry Potter is nowhere to be found—but within the first pages, I was hooked. Japanese organization expert Marie Kondo and her KonMari method have become an internet sensation for a reason: It works.

The core idea is that everything you own should fill you with joy. Sentimental ties or monetary value matter less than how you feel when you hold an object in your hands. The things that you keep, ac-

UNITED STATES POSTAL SERVICE® (All Periodicals Publications Except Requester Publications)			
1. Publication Title	2. Publication Number	3. Filing Date	4. Issue Frequency
417 Home	1939-5337	10-1-18	Quarterly
5. Number of Issues Published Annually		4	6. Annual Subscription Price
Quarterly		4	\$27.00
7. Complete Mailing Address of Known Office of Publication (Not printer) (Street, city, county, state, and ZIP+4®)			
2111 S. Eastgate, Springfield, MO 65809			
8. Complete Mailing Address of Headquarters or General Business Office of Publisher (Not printer)			
2111 S. Eastgate, Springfield, MO 65809			
9. Full Names and Complete Mailing Addresses of Publisher, Editor, and Managing Editor (Do not leave blank)			
Publisher (Name and complete mailing address): Gary Whitaker 2111 S. Eastgate Springfield MO, 65809			
Editor (Name and complete mailing address): Katie Pollock Estes 2111 S. Eastgate Springfield MO, 65809			
Managing Editor (Name and complete mailing address): Katie Pollock Estes 2111 S. Eastgate Springfield MO, 65809			
10. Owner (Do not leave blank. If the publication is owned by a corporation, give the name and address of the corporation immediately followed by the names and addresses of all stockholders owning or holding 1 percent or more of the total amount of stock. If not owned by a corporation, give the names and addresses of all individual owners. If owned by a partnership or other unincorporated firm, give its name and address as well as those of each individual owner. If the publication is published by a nonprofit organization, give its name and address.)			
Full Name: Gary Whitaker 2111 S. Eastgate, Springfield MO, 65809			
11. Known Bondholders, Mortgagees, and Other Security Holders Owning or Holding 1 Percent or More of Total Amount of Bonds, Mortgages, or Other Securities. If none, check box.			
None			
12. Publication Title			
417 Home			
13. Issue Date for Circulation Data Below			
Fall 2018			
14. Extent and Nature of Circulation		15. Extent and Nature of Circulation	
Subscriber-based shelter magazine for southwest Missouri		Subscriber-based shelter magazine for southwest Missouri	
a. Total Number of Copies (Net press run)	Average No. Copies Each Issue During Preceding 12 Months	b. Total Number of Copies (Net press run)	Average No. Copies Each Issue During Preceding 12 Months
(1) Total	13,217	(1) Total	13,000
(2) Paid	3,792	(2) Paid	3,274
(3) Free or Nominal Rate	4,616	(3) Free or Nominal Rate	4,911
(4) Paid Distribution Outside the Mails	1,800	(4) Paid Distribution Outside the Mails	1,800
(5) Paid Distribution Through the Mails	0	(5) Paid Distribution Through the Mails	0
(6) Total Paid Distribution (Sum of 15b(2), (3), (4), and (5))	10,208	(6) Total Paid Distribution (Sum of 15b(2), (3), (4), and (5))	9,985
(7) Free or Nominal Rate	1,151	(7) Free or Nominal Rate	1,197
(8) Free or Nominal Rate Distribution Outside the Mails	1,408	(8) Free or Nominal Rate Distribution Outside the Mails	1,368
(9) Free or Nominal Rate Distribution Through the Mails	0	(9) Free or Nominal Rate Distribution Through the Mails	0
(10) Total Free or Nominal Rate Distribution (Sum of 15b(7), (8), (9), and (10))	2,809	(10) Total Free or Nominal Rate Distribution (Sum of 15b(7), (8), (9), and (10))	2,815
(11) Total Distribution (Sum of 15a(6) and 15b(10))	13,017	(11) Total Distribution (Sum of 15a(6) and 15b(10))	12,800
(12) Copies not Distributed (See Instructions to Publishers #4 page #10)	200	(12) Copies not Distributed (See Instructions to Publishers #4 page #10)	200
(13) Total (Sum of 15a(1) and 15b(12))	13,217	(13) Total (Sum of 15a(1) and 15b(12))	13,000
(14) Percent Paid (15b(2) divided by 15b(1))	78.82%	(14) Percent Paid (15b(2) divided by 15b(1))	78.00%
16. Publication of Statement of Ownership			
If the publication is a general publication, publication of this statement is required. Will be printed: <input checked="" type="checkbox"/> Publication not required: <input type="checkbox"/>			
In the Winter 2018 issue of the publication.			
17. Signature and Title of Editor, Publisher, Business Manager, or Owner			
Signature: [Signature] Date: 10-1-18			
I certify that all information furnished on this form is true and complete. I understand that anyone who furnishes false or misleading information on this form or who omits material or information requested on the form may be subject to criminal sanctions (including fines and imprisonment) and/or civil sanctions (including civil penalties).			
PS Form 3926, September 2007 (page 2 of 2)			



Cleaning House

Do your collections and clutter make your home feel more “flea market” than “fun and meaningful”? Here are four tips that could help you start the year with a clean(er) slate.

1

Start with momentum

Whether it's a long weekend or a month of one-hour spurts, dedicate time to make sustained progress. With each box sorted or bag donated, you'll hone your decision-making and build your confidence.

2

Give yourself a plan—and flexibility

There's no reason to go it alone. The internet, the library and even your circle of friends hold priceless knowledge. Find a plan that makes sense for you, while realizing nobody else's plan will fit your life 100 percent.

3

Fake it till you are it

After a few weeks of acting like a clean person, I started to feel like one. No matter how large your mess or how long you've waited to change, you can do it. (Yes, you!) Document progress and reward yourself along the way.

4

Expect unfinished business

My KonMari clean-up took a solid year of off-and-on effort, so give yourself some grace. It won't all get done in a day, but it will get done if you keep going. The most important step you can take is to just begin.




MOCRETE COATINGS

mocrete.com | 2005 Michael Ln | Nixa | 417.889.7171

TOUGH, LONG-LASTING SOLUTIONS TO ANY SURFACE

Continued commitment to the Decorative Concrete, Interior Flooring, Industrial Coating and Concrete Restoration segments with affordable, durable solutions and finishes.



Patios • Sidewalks • Garage Floors • Basements • Driveways • Pool Decks



2144 E Republic Rd. Springfield, 417.889.5908

MAKING TRADITIONS

Jonathan and Shailey Murphy have found ways to form their own holiday traditions with their daughter, Opal. The couple now has another child on the way.



HOME FOR THE HOLIDAYS

Why celebrate Christmas once when you could follow the Murphy family's lead and ring in the holiday five different times.

BY SHAILEY MURPHY AS TOLD TO ETTIE BERNEKING | PHOTOGRAPHED BY PRIXEL CREATIVE

Growing up, we'd do Christmas as an immediate family on Christmas Eve's eve. Then we'd go to my mom's side of the family on Christmas Eve. Christmas day, we'd go to my dad's side. I never wondered why there were three Christmases or why Santa didn't come on Christmas day. Now, we have five family Christmas events my husband and I attend.

When you get married, you don't mess with Christmas. If you want to never get along with your in-laws, all you have to do is take their son away for Christmas. You have your whole life to make traditions, so enjoy your family traditions while you can. Our daughter, Opal, is 3. We started leaving out cookies and milk. Then my husband got really into leaving the crumbs, a half-drunk glass of milk and a note. We're on the cusp of having family

traditions, and it's a lot more magical when you throw a young kid in there.

The night before Christmas Eve, we go to my mom's. She makes a sheet cake with a vintage plastic nativity scene, and we sing happy birthday to Jesus every single year. We also get matching pajamas. On Christmas Eve, we go to my grandparents' house before my husband and I drive to his family in Kansas City. We leave around 10 p.m. and get there around midnight—sometimes in our new pajamas.

We've made it into a fun tradition for our little family. If you're going to be driving Christmas Eve, it can be easy to think it's horrible. But we listen to Christmas music and pack snacks, coffee and hot chocolate. I know it sounds crazy when you look at what we pack in, but we wouldn't change it for anything. ❖



the designer's
choice for tile
& stone



residential
commercial
hospitality



1364 n. kelly ave nixa, mo
417.725.5515 mon-fri 8-5
or by appointment
uniquetile.com



ellecor

HAS A NEW HOME

COMING JANUARY 2019

COZY, CRISP, ECLECTIC
DESIGN SERVICES, FURNITURE,
ACCESSORIES AND GIFTS



NORWALK
FURNITURE

2018
417 HOME
DESIGN AWARDS

BEST
OF 417
MAGAZINE

VISIT US SOON AT
CHERRY AND PICKWICK

417.720.6202 | ELLECORDESIGN.COM